

FLEXSTEEL®

FINLEY TAILORED ELEGANCE



STATIONARY GROUP COLLECTION

MOTION GROUP COLLECTION



5010/3010-31
Sofa
38H x 88W x 38D



5010/3010-20
Loveseat
38H x 60W x 38D



5010/3010-10
Chair
38H x 33W x 38D



5010/3010-08
Ottoman
19H x 28W x 23D



5010/Q3010-620M
Power Inclining Sofa
37H x 87W x 39D




5010/Q3010-600M
Power Inclining Loveseat
37H x 63W x 39D




5010/Q3010-500M
Power Incliner
37H x 37W x 39D

Leather motion sofa group (Q3010) only offered in stocked leathers 946-78 & 705-72.


SECTIONAL PIECES




5010-19
Armless Chair
39H x 26W x 39D




5010-25
LAF Chaise
39H x 31W x 65D




5010-26
RAF Chaise
39H x 31W x 65D



5010-27
LAF Loveseat
39H x 56W x 38D




5010-28
RAF Loveseat
39H x 56W x 38D




5010-29
Armless Loveseat
39H x 52W x 39D




5010-231
Corner Chair
39H x 38W x 38D




5010-33
LAF Corner Sofa
39H x 95W x 38D



5010-34
RAF Corner Sofa
39H x 95W x 38D



5010-37
LAF Sofa
39H x 83W x 38D



5010-38
RAF Sofa
39H x 83W x 38D

SCAN ME
for a digital copy
of this sheet.

